

[illegible]

Technical drawing of a kitchen island layout, showing dimensions and components. The drawing is divided into four main sections with the following dimensions:

- Top Section:** 570 mm wide, 677 mm high.
- Left Section:** 820 mm wide, 600 mm high.
- Right Section:** 800 mm wide, 600 mm high.
- Bottom Section:** 702 mm wide, 600 mm high.

Additional dimensions and labels include:

- Labels:** "mosaz. úchytka" (brass handle), "sklo íré na desce s dubovou dýhou" (glass insert on oak veneer board), "led pásek" (LED strip), "dví ka výklopná do pozice stolku, zafixované panty" (door can be folded into table position, fixed hinges), "výsuv" (extension).
- Dimensions:** 570, 677, 600, 820, 800, 702, 2755 (total height), 150, 38, 722, 675, 2035, 760, 200, 600.

ez B: |

[illegible]

je men studio - MgA. Ing.arch. Lukáš Blažek, Šubova 252/33, 779 00 Olomouc - Chvalkovice, +420 608 480 997
lukasblazek@jecmen.com, I 739 51 455, DI : CZ8006245313

ARCHITEKT:	MgA., Ing.arch. Lukáš Blažek
VYPRACOVAL:	Ing. arch. Eva Blažková





INVESTOR	Univerzita Palackého v Olomouci, I	61989592
AKCE	CMTF - Univerzitní 22 - Interiér	

Oprava podlah a rekonstrukce omítek a strop v kancelářích 3.07, 3.08, 4.11 a 4.12

prod kan - T.308.02

www.jecmen.com	
ÍSLO ZAKÁZKY	20220401
DATUM	10/2023
STUPE	DSP + INT
ÁST DOK.	D.1.1
FORMÁT	A3
M ÍTKO	1/20
ÍSLO P ÍLOHY	17a



	sklo íré
	dýha dub b ílený, matný lak
	bouraná konstrukce
	MDF + krycí barva RAL 7035